

Instructor: Date:

Learner: Regional Branch:

Program: Center:


CONTENT

- Let's Start!
- Let's Explore!
- Let's Practice!
- Extension Activity
- Target Words
- Learning Points



Let's Start!

People live in many different places. Where do you live?



Learning Outcome

Use information about locations of things to interact with others.

Ask your partner:

- Where do you live?
- What do you like about where you live? What don't you like?

Can Do Statements

- I can ask where a person lives.
- I can say where she lives.
- I can express location.
- I can use vocabulary related to different places.





Let's Explore!

Who lives **in*** Hawaii? John and Sarah talk about where their families live.

* People "in" Hawaii live *on* an island.



Instructions: Read the text aloud.

John: Do you have any aunts or uncles, Sarah?

Sarah: Yes, I have one aunt. She lives on the coast.

John: That's nice. I have one uncle.

Sarah: Where does your uncle live?

John: He lives on an island.


Sarah: Does he live in Hawaii?

John: No. He lives in Cuba in a one-bedroom apartment.

Sarah: Does he live on a beach?

John: No, he doesn't. He lives in a valley near a river.

Sarah: Oh, OK. That's too bad. My aunt likes Hawaii.





Let's Practice!

Match the places!

Instructions: Match the words with the meanings.

river	low land near hills or mountains
island	an area with sand next to the sea or ocean
valley	water that moves on an area of land
beach	the land beside the sea or ocean
coast	land that has water around it




Let's Practice!

Where do they live? Let's find out!

*Instructions: Fill in the blanks with the correct words. Use **on**, **does**, **on**, **in**.*

- 1 Where _____ your uncle live?
- 2 He lives _____ an island.
- 3 Does he live _____ a beach?
- 4 He lives _____ a valley near a river.





Extension Activity

Describe the perfect island where you can live.

Instructions: Complete the following steps. Fill in the Self-Assessment.

- Go on the Internet. Find a photo of an island.
- Describe the island.
- Explain why it is a perfect island.

Self-Assessment

Yes

No

I find an image of an island.

☐ ☐

I write about an island.

☐ ☐

I talk about geographical features.

☐ ☐


Target Words

- river** (noun): water that moves on an area of land
e.g. The Nile is a big river in Egypt.
- coast** (noun): the land beside the sea or ocean
e.g. I like to live on the coast. I see the ocean every day.
- island** (noun): land that has water around it
e.g. He lives on an island in the Atlantic Ocean.
- beach** (noun): an area with sand next to the sea or ocean
e.g. We go to the beach every summer.
- valley** (noun): low land near hills or mountains
e.g. They live in a valley between the mountains.





Learning Points

The Present Simple Tense

You use the Present Simple tense to say where you live, because it is a routine action.

When you talk about a person or thing like **he/she** or **it**, you add the letter **s** to the verb.

In the negative form, you add **do not/don't** or **does not/doesn't** before the verb.

In the question form, you start with **Do** or **Does**.

Pronoun	Affirmative Form	Negative Form	Question Form
I	I live on John Street.	I don't live on John Street.	Do I live on John Street?
You	You eat breakfast.	You don't eat breakfast.	Do you eat breakfast?
He / She / It	He likes Toronto.	He doesn't like Toronto.	Does he like Toronto?
We	We go to the gym.	We don't go to the gym.	Do we go to the gym?
They	They watch TV.	They don't watch TV.	Do they watch TV?

Examples:

- *I live on John Street.*
- *She doesn't like Toronto.*
- *Does he go to the park every day?*




Geographical Features

Geographical features are the things you see around you. When you talk about geographical features, you use prepositions of place like **at**, **on** or **in**. Look at the images below.





Learning Points

Geographical Features	Image
river	
coast	
island	
beach	
valley	

Examples:

- *I live on the coast.*
- *She lives in a valley.*

